



Short Panel design in Golden Oak†

Time-honored style. The Stratford Collection offers four traditional designs, 11 color choices, and 21 decorative window options. This durable low-maintenance collection provides section interfaces designed to reduce serious finger and hand injuries. The Stratford Collection. A statement of style.


Short Panel with Mission DecraGlass (SP71)



Long Panel with Cascade DecraTrim (LP23)




Short Panel with Sunray DecraTrim (SP27)†



Long Panel design with Trellis DecraGlass in Sandtone

Ribbed Panel (RP)



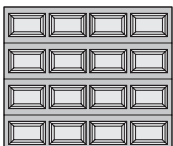
Flush Panel (FP)




†Color only available in Stratford 3000

PANEL DESIGNS


SP • SHORT PANEL



LP • LONG PANEL



FP • FLUSH PANEL*



RP • RIBBED PANEL*



*Available on 3000 model only





Steel Exterior



STEEL

1000

Single-Layer: Steel

Get value and durability with a Stratford 1000 single-layer steel door. These heavy-duty steel doors are durable, reliable, and low maintenance.

- Heavy-duty Exterior Steel
- Durable, Reliable, Low Maintenance

Steel Exterior Vinyl-Coated Polystyrene Insulation




2000

Double-Layer: Steel + Insulation

A Stratford 2000 double-layer door provides durable, low maintenance features, plus a layer of vinyl-coated insulation for increased thermal properties and quieter operation.

- Heavy-duty Exterior Steel
- Durable, Reliable, Low Maintenance
- Environmentally Safe Polystyrene Thermal Insulation with Vinyl Backing
- Energy Efficient
- Quiet Operation

Steel Exterior Polystyrene Insulation Steel Interior



3000

Triple-Layer: Steel + Insulation + Steel

For the toughest, most energy-efficient steel door, a Stratford 3000 triple-layer door includes the ultimate in thermal properties, plus a layer of steel for a finished interior look and added durability.

- Heavy-duty Exterior and Interior Steel
- Durable, Reliable, Low Maintenance
- Environmentally Safe Polystyrene Thermal Insulation
- Superior Energy Efficiency
- Extra Quiet Operation

Specifications

	STRATFORD 1000	STRATFORD 2000	STRATFORD 3000
PANEL DESIGNS			
Short	•	•	•
Long	•	•	•
Flush			•
Ribbed			•
INSULATION¹		Polystyrene	Polystyrene
R-VALUE²		6.64	6.48
DOOR THICKNESS	2" [5.1cm]	2" [5.1cm]	1-3/8" [3.5cm]
STEEL THICKNESS	25 ga	25 ga	27/27 ga
WINDOW GLASS OPTIONS			
3/32" Single Strength	•	•	•
Insulated Glass			•
Obscure	•	•	•
WIND LOAD³ AVAILABLE	•	•	•
PAINT FINISH WARRANTY⁴	15 Years	25 Years	Lifetime
WORKMANSHIP/HARDWARE WARRANTY⁴	1 Year	2 Years	3 Years

¹ Insulation has passed self-ignition, flamespread and smoke developed index fire testing.

² Calculated door section R-value is in accordance with DASMA TDS-163.

³ It is your responsibility to make sure your garage door meets local building codes.

⁴ For complete warranty details, visit amarr.com or contact your local Amarr dealer.

Entrematic reserves the right to change specifications and designs without notice and without incurring obligations.

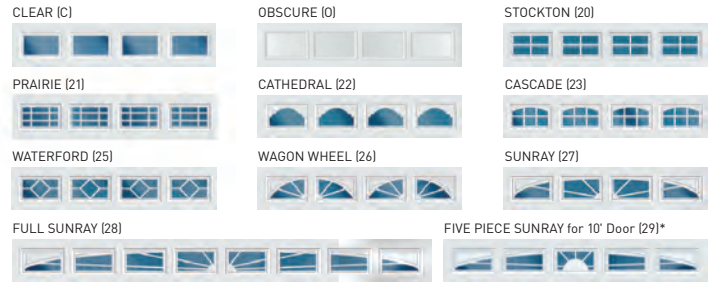
Sectional door products from Entrematic may be the subject of one or more U.S. and/or foreign, issued and/or pending, design and/or utility patents.

Amarr and Stratford as words or logos are registered trademarks belonging to Entrematic Group AB or other companies controlled by the same organization. All rights reserved.

©Entrematic Group AB 2014. All rights reserved.
Printed in USA Form #6331114/75M/GVS

DecraTrim Window Inserts

SHORT PANEL



*Available True White Only.

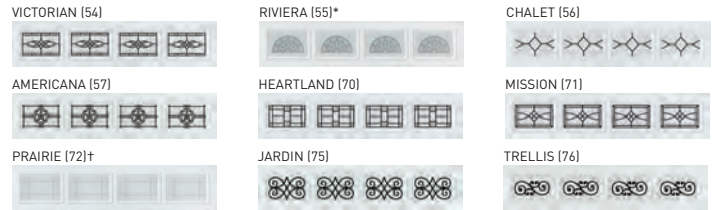
LONG PANEL



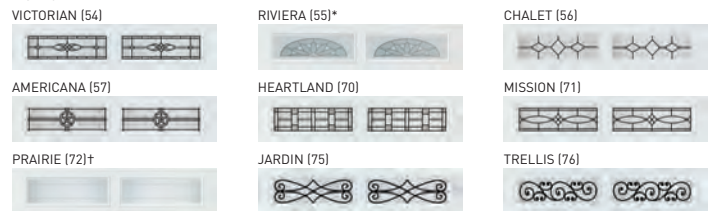
DecraGlass™ Windows

Tempered obscure glass with baked-on ceramic designs.

SHORT PANEL



LONG PANEL



* Clear glass with printed frost pattern.
† Obscure glass with v-groove.

Colors

Amarr steel doors arrive pre-painted; for custom colors, exterior latex paint must be used. Visit amarr.com for instructions on painting. Actual paint colors may vary from samples shown.



† Only available in Stratford 3000.
* Price upcharge applies.



165 Carriage Court
Winston-Salem, NC 27105
800.503.DOOR
www.amarr.com



YOUR LOCAL AMARR DEALER: